

Armored Cable/Flexible Metallic Conduit Fittings

90° Clamp-Type Connectors — Die-Cast Zinc

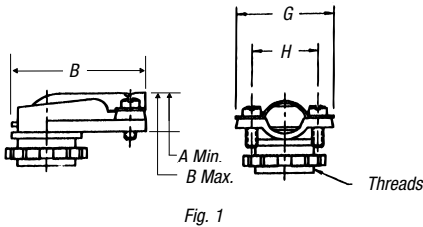


Fig. 1

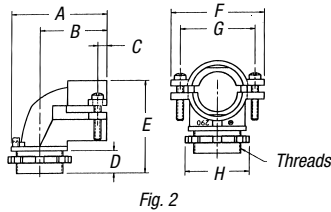


Fig. 2

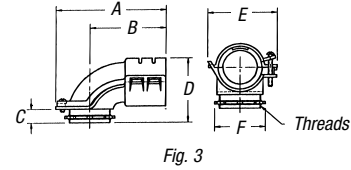


Fig. 3



XC-290

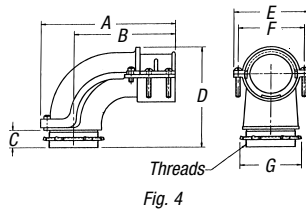


Fig. 4

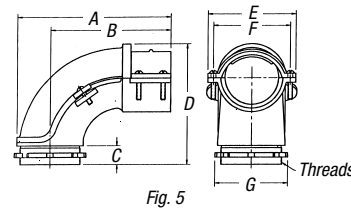


Fig. 5

Non-Insulated



CAT. NO.	FIG	SIZE (IN)	DIMENSIONS (IN.)			STD. CTN.
			A (MIN.)	A (MAX.)	B	
XC-290	1	3/8 (1/2 KO)	.40	.63	1.80	500
XC-291	1	1/2	.65	1.00	2.08	250
XC-292	1	3/4	.83	1.25	2.27	100
XC-293	2	1	1.27	1.50	2.60	50
XC-294	2	1 1/4	1.49	1.85	3.10	30
XC-295	3	1 1/2	1.51	2.47	6.05	5
XC-296	3	2	1.51	2.47	6.05	5
XC-297	4	2 1/2	2.45	3.50	7.75	2
XC-298	5	3	3.07	4.02	8.88	1
XC-299	4	3 1/2	3.63	4.34	12.75	1
XC-2910	4	4	3.68	5.17	12.75	1

UL File No. E-1383.

CSA File No. LR-18130M57.

Insulated



CAT. NO.	FIG	SIZE (IN)	DIMENSIONS (IN.)			STD. CTN.
			A (MIN.)	A (MAX.)	B	
XC-890	1	3/8	.40	.63	1.81	500
XC-891	1	1/2	.65	.97	2.18	250
XC-892	1	3/4	.77	1.12	2.38	100
XC-893	2	1	1.06	1.40	2.87	50
XC-894	2	1 1/4	1.34	1.65	3.93	30
XC-895	3	1 1/2	1.51	2.47	6.05	5
XC-896	3	2	1.51	2.47	6.05	5
XC-897	4	2 1/2	2.45	3.50	7.75	2
XC-898	5	3	3.07	4.02	8.88	1
XC-899	4	3 1/2	3.63	4.34	12.75	1
XC-8910	4	4	3.68	5.17	12.75	1

UL File No. E-1383.

CSA File No. LR-12798.

Clamp-Type Connector — Die-Cast Zinc



CAT. NO.	CONDUIT SIZE (IN.)	DIMENSIONS (IN.)			STD. CTN.
		A (MIN.)	A (MAX.)	B	
XC-280	3/8 (1/2 KO)	.18	.64	1.16	1,000

UL File No. E-1383

CSA File No. LR-18130M57.



Duplex Clamp-Type Connector — Die-Cast Zinc



CAT. NO.	CONDUIT SIZE (IN.)	DIMENSIONS (IN.)			STD. CTN.
		A (MIN.)	A (MAX.)	B	
XC-210	3/8 (1/2 KO)	.13	.65	1.56	250

CSA File No. LR-18130M57.